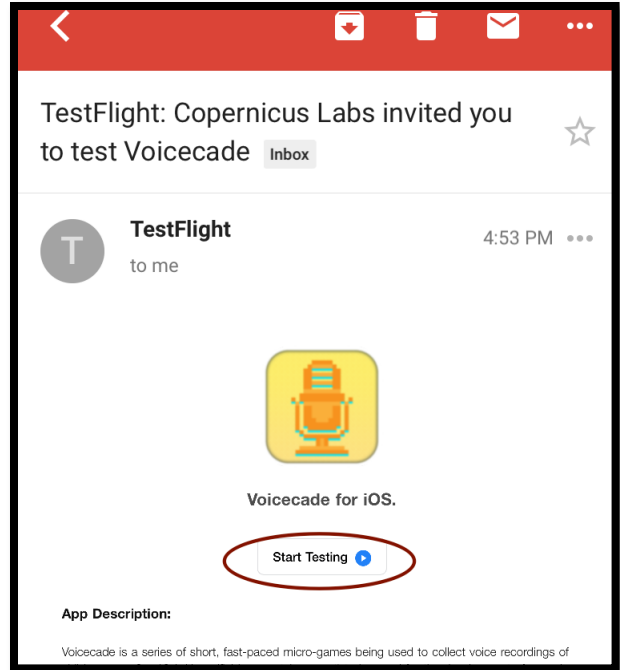


## How To Install TestFlight

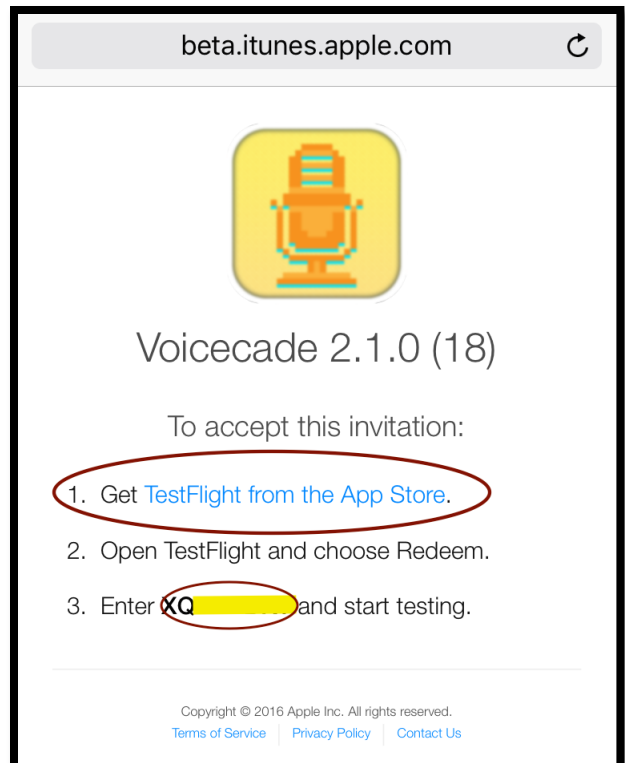
### Step 1:

When you receive your TestFlight email invitation, please open the email on an iOS/Apple device or iPad/iPhone, and click "Start Testing" (this will open your device's web browser).




### Step 2:


Copy your redemption code (see #3 in screen shot), and then click "TestFlight from the App Store" as highlighted below (this will open TestFlight's app store page in the App Store).



**Step 3:** Click to install the app.



**Step 4:** Click "Open" to open and accept the terms.



**Step 5:** On the Welcome to TestFlight screen, click "redeem" and enter the code you copied from Step 2. You should now be good to go!